

international conference

FT 2021

conference proceedings

Darko Lovrec
Vito Tič
Editors



University of Maribor Press

F l u i d P o w e r 2 0 2 1
F l u i d n a T e h n i k a 2 0 2 1

MARIBOR, 16. - 17. SEPTEMBER 2021



University of Maribor

Faculty of Mechanical Engineering

International conference Fluid Power 2021

Conference Proceedings

Editors

Darko Lovrec

Vito Tič

September 2021

| | |
|-----------------------------|---|
| Title | International conference Fluid Power 2021 |
| Subtitle | Conference Proceedings |
| Editors | Darko Lovrec (University of Maribor, Faculty of Mechanical Engineering) Vito Tič (University of Maribor, Faculty of Mechanical Engineering) |
| Review | Darko Lovrec (University of Maribor, Faculty of Mechanical Engineering, Slovenia), Vito Tič (University of Maribor, Faculty of Mechanical Engineering, Slovenia), Niko Heraković (University of Ljubljana, Faculty of Mechanical Engineering, Slovenia), Željko Šitum (University of Zagreb, Faculty of Mechanical Engineering and Naval Architecture, Croatia), Milan Kambič (OLMA d.o.o., Slovenia), Franc Majdič (University of Ljubljana, Faculty of Mechanical Engineering, Slovenia) & Edvard Detiček (University of Maribor, Faculty of Mechanical Engineering, Slovenia). |
| Technical editor | Jan Perša (University of Maribor, University Press) Samo Goljat (University of Maribor, Faculty of Mechanical Engineering) |
| Cover designer | Vito Tič (University of Maribor, Faculty of Mechanical Engineering) |
| Graphics material | Authors and copyright holders of used sources. |
| Conference | International conference Fluid Power 2021 |
| Location and date | IZUM, Maribor, Slovenia, 16. – 17. September 2021 |
| Organizing committee | Vito Tič (University of Maribor, Faculty of Mechanical Engineering, Slovenia), Darko Lovrec (University of Maribor, Faculty of Mechanical Engineering, Slovenia), Samo Goljat (University of Maribor, Faculty of Mechanical Engineering, Slovenia), Dušan Raner (University of Maribor, Faculty of Mechanical Engineering, Slovenia), Tatjana Zabavnik (University of Maribor, Faculty of Mechanical Engineering, Slovenia), Aleks Petrovič (University of Maribor, Faculty of Mechanical Engineering, Slovenia), Mihael Janežič (University of Maribor, Faculty of Mechanical Engineering, Slovenia), Mitja Kastrevc (University of Maribor, Faculty of Mechanical Engineering, Slovenia) & Edvard Detiček (University of Maribor, Faculty of Mechanical Engineering, Slovenia). |
| Scientific committee | Darko Lovrec (University of Maribor, Faculty of Mechanical Engineering, Slovenia), Niko Heraković (University of Ljubljana, Faculty of Mechanical Engineering, Slovenia), Heinrich G. Hochleitner (Technische Universität Graz, Austria), Željko Šitum (University of Zagreb, Faculty of Mechanical Engineering and Naval Architecture, Croatia), Vladimir Savić (University of Novi Sad, Faculty of Technical Sciences, Serbia), Radovan Petrović (University of Kragujevac, Faculty of Mechanical Engineering, Serbia), Franc Majdič (University of Ljubljana, Faculty of Mechanical Engineering, Slovenia), Joerg Edler (Technische Universität Graz, Austria), Riko Šafarič |

(University of Maribor, Faculty of Electrical Engineering and Computer Science, Slovenia), Aleš Bizjak (Poclain Hydraulics, Slovenia), Almir Osmanović (University of Tuzla, Faculty of Mechanical Engineering Tuzla, Bosnia and Herzegovina), Milan Kambič (Olma d.o.o., Slovenia), Mitar Jovanović (University of Novi Sad, Faculty of Technical Sciences, Serbia) & Edvard Detiček (University of Maribor, Faculty of Mechanical Engineering, Slovenia).

Program committee Darko Lovrec (University of Maribor, Faculty of Mechanical Engineering, Slovenia), Vito Tič (University of Maribor, Faculty of Mechanical Engineering, Slovenia), Niko Heraković (University of Ljubljana, Faculty of Mechanical Engineering, Slovenia), Željko Šitum (University of Zagreb, Faculty of Mechanical Engineering and Naval Architecture, Croatia), Milan Kambič (OLMA d.o.o., Slovenia), Franc Majdič (University of Ljubljana, Faculty of Mechanical Engineering, Slovenia) & Edvard Detiček (University of Maribor, Faculty of Mechanical Engineering, Slovenia).

Published by **University of Maribor, University Press**

Slomškov trg 15, 2000 Maribor, Slovenia

<https://press.um.si>, zalozba@um.si

Co-published by **University of Maribor, Faculty of Mechanical Engineering**

Smetanova ulica 17, 2000 Maribor, Slovenia

<https://www.fs.um.si>, fs@um.si

Editon 1st

Publication type E-book

Available at <http://press.um.si/index.php/ump/catalog/book/610>

Published Maribor, September 2021



© **University of Maribor, University Press**

/Univerza v Mariboru, Univerzitetna založba

Text © Authors & Lovrec, Tič, 2021

This book is published under a Creative Commons 4.0 International licence (CC BY 4.0). This license allows reusers to distribute, remix, adapt, and build upon the material in any medium or format, so long as attribution is given to the creator. The license allows for commercial use.

Any third-party material in this book is published under the book's Creative Commons licence unless indicated otherwise in the credit line to the material. If you would like to reuse any third-party material not covered by the book's Creative Commons licence, you will need to obtain permission directly from the copyright holder.

<https://creativecommons.org/licenses/by/4.0/>

CIP - Kataložni zapis o publikaciji
Univerzitetna knjižnica Maribor

621.22(082) (0.034.2)

FLUIDNA tehnika (konferenca) (2021 ; Maribor)

International Conference Fluid Power 2021 [Elektronski vir] :
conference proceedings : Maribor, Slovenia, 16. - 17. September 2021 /
editors Darko Lovrec, Vito Tič. - 1st ed. - Maribor : University of
Maribor, University Press, 2021

Način dostopa (URL): <https://press.um.si/index.php/ump/catalog/book/610>
ISBN 978-961-286-513-9 (PDF)

doi: 10.18690/978-961-286-513-9

COBISS.SI-ID 75894787

ISBN 978-961-286-513-9 (pdf)
978-961-286-514-6 (Softback)

DOI <https://doi.org/10.18690/978-961-286-513-9>

Price Free copy

For publisher prof. dr. Zdravko Kačič, Rector of University of Maribor

Attribution Lovrec, D. & Tič, V. (eds.) (2021). *International conference Fluid Power 2021: Conference Proceedings*. Maribor: University Press. doi: 10.18690/978-961-286-513-9

Table of Contents

| | |
|--|------------|
| Potential for fluid power to contribute to EU climate goal 2030 Katharina Schmitz, Yannick Duensing, Christian Haas & Gunnar Matthiesen | 1 |
| Trends in pneumatics - digitalization Herbert Hufnagl, Andrej Čebular & Marcus Stemler | 15 |
| Research on the water hydraulic pressure relief valve Franc Majdič | 29 |
| Development of metallic 3d-printed water hydraulic proportional directional control valve Jan Bartolj, Anže Čelik & Franc Majdič | 41 |
| Some special specifics of dimensioning of a hydraulic cylinder as an executive device of an electrohydraulic actuator system Dragan Nauparac & Nemanja Višnjic | 53 |
| Calculation and analysis hydraulic system for paint mixing machine Almir Osmanović, Elvedin Trakić & Edin Omeragić | 63 |
| Development of direct driven servo hydraulic actuator Tine Jurak & Vito Tič | 79 |
| Challenges in modelling and simulating hydraulic servovalve Joerg Edler & Samo Goljat | 91 |
| Influence of differently viscous hydraulic fluid on the flow behaviour inside a hydraulic tank Ignacijo Biluš, Luka Lešnik, Luka Kevorkijan & Darko Lovrec | 105 |
| Flow conditions inside small hydraulic tank at excessive flow rates Darko Lovrec & Ignacijo Biluš | 119 |
| Results of identification and optimization of the parameters of axial piston pump Radovan Petrović, Nenad Todić, Slobodan Savić & Maja Andjelković | 133 |
| Challenges of numerical modelling and simulation of flow inside the hydraulic tank Luka Kevorkijan & Ignacijo Biluš | 141 |

| | |
|--|------------|
| Identification of root cause based on simulation approach Anže Čelik, Matjaž Rupnik & Marko Žust | 153 |
| Research of the influence of the operating Parameters of a mobile lift on the oscillatory processes occurring during the work operation Igor Kyrychenko, Oleksandr Reznikov, Dmytro Klets, Anton Kholodov, Pavlo Yehorov & Oleksandra Oleinikova | 169 |
| Design and control of mechatronic systems with pneumatic and hydraulic drive Željko Šitum, Juraj Benić, Klara Pejić, Marko Miroslav Bača, Ivan Radić & Dominik Semren | 179 |
| Force control on direct driven servo hydraulic actuator Mihael Janežič, Aleks Petrović & Vito Tič | 195 |
| Ionic liquids – the path to the first industrial application Darko Lovrec | 211 |
| Electrically tuneable viscosity of Ionic Liquids Vito Tič | 225 |
| Premium quality hydraulic oils Milan Kambič | 231 |
| Advanced approach to the maintenance of hydraulic and turbine oils Matthew G. Hobbs, Janez Tomažin & Peter T. Dufresne | 243 |
| Development of portable filtration unit with self-diagnostics for industrial use Necj Novak, Rok Jelovčan & Franc Majdič | 255 |
| Remediation of leakage of the hydraulic block presses MAC Master Dragan Grgič, Marijan Bogadi, Miloš Lesjak & Ernest Antolič | 267 |
| Challenges and pitfalls of time constrained hydraulic projects Tadej Tašner & Kristian Les | 275 |
| The concept of automatic generation of hydraulic press cycle Denis Jankovič, Rok Novak, Marko Šimic & Niko Herakovič | 285 |
| Innovative solution of hybrid hydraulic firewood splitting machine Davor Biškup, Mihael Cipek, Danijel Pavkovič, Juraj Karlušić & Željko Šitum | 301 |
| IoT based WEB application concept for monitoring and control of fluid power systems Juraj Benić, Anđelko Vico, Luka Vučetić & Željko Šitum | 315 |

Results of identification and optimization of the parameters of axial piston pump

RADOVAN PETROVIĆ, NENAD TODIĆ, SLOBODAN SAVIĆ &
MAJA ANDJELKOVIĆ

Abstract In the development of applicative software for mathematical modelling, identification, and optimization of parameters of axial piston pumps, special attention is paid to the real need of the engineers' practice. We used the original graphical 2D and 3D software for the application in real-time with a simultaneous presentation and processing in 24 windows of high resolution. Here it is mentioned that during optimization and identification of axial piston pump's parameters, we automatically form and present several hundreds of the complex 2D diagrams, which enables to intervene at any point in the study of hydrodynamic processes by the change of input data, where the following flow of identification and optimization is changed.

Keywords: • axial piston pump • mathematical modelling • simulation • identification and optimization • experiment •

CORRESPONDENCE ADDRESS: Radovan Petrović, University "Union-Nikola Tesla" of Belgrade, Faculty of Information Technology and Engineering, Staro sajmište 29, 11070 Novi Beograd, Serbia, e-mail: radovan4700@yahoo.com. Nenad Todić, University of Kragujevac, Faculty of Engineering, Sestre Janjić 6, 34000 Kragujevac, Serbia, e-mail: ntodic@gmail.com. Slobodan Savić, University of Kragujevac, Faculty of Engineering, Sestre Janjić 6, 34000 Kragujevac, Serbia, e-mail: ssavic@kg.ac.rs. Maja Andjelić, University "Union-Nikola Tesla" of Belgrade, Faculty of Information Technology and Engineering, Staro sajmište 29, 11070 Novi Beograd, Serbia, e-mail: maja.andjelkovic@fpp.edu.rs.

1 Introduction

Developed program for mathematical modelling, identification and optimization of axial piston pumps, enables for the further studies of hydrodynamic processes the development of entire families of the pumps with the analysis of advantages and disadvantages of the axial piston pumps with fixed and variable flow.

2 The applied ultra-rapid measuring system ADS 2000-CADEX

Total number of the data measured in this case was $(4+1) \times 4096 = 20480$ per a revolution (cycle), i. e. 204800 for 10 successive cycles. Number of 4096 samples wasn't selected randomly, but it was given on purpose due to the application of the Fast Fourier Transform (FFT) of the measured signals. Measurements were performed for seven operating modes with parameters given in Table 1.

Table 1: The applied operating modes in experimental testing of the pump

| Number | Example | Cylinder pressure p_c [bar] | Number of revolutions n [min ⁻¹] |
|--------|---------|----------------------------------|---|
| 1. | R03 | 180 | 1000 |
| 2. | R04 | 50 | 800 |
| 3. | R05 | 160 | 800 |
| 4. | R06 | 180 | 800 |
| 5. | R07 | 200 | 800 |
| 6. | R08 | 200 | 1000 |
| 7. | R09 | 200 | 875.6 |

The structural scheme of the applied ultra-rapid measuring system ADS 2000-CADEX is depicted in Figure 1.

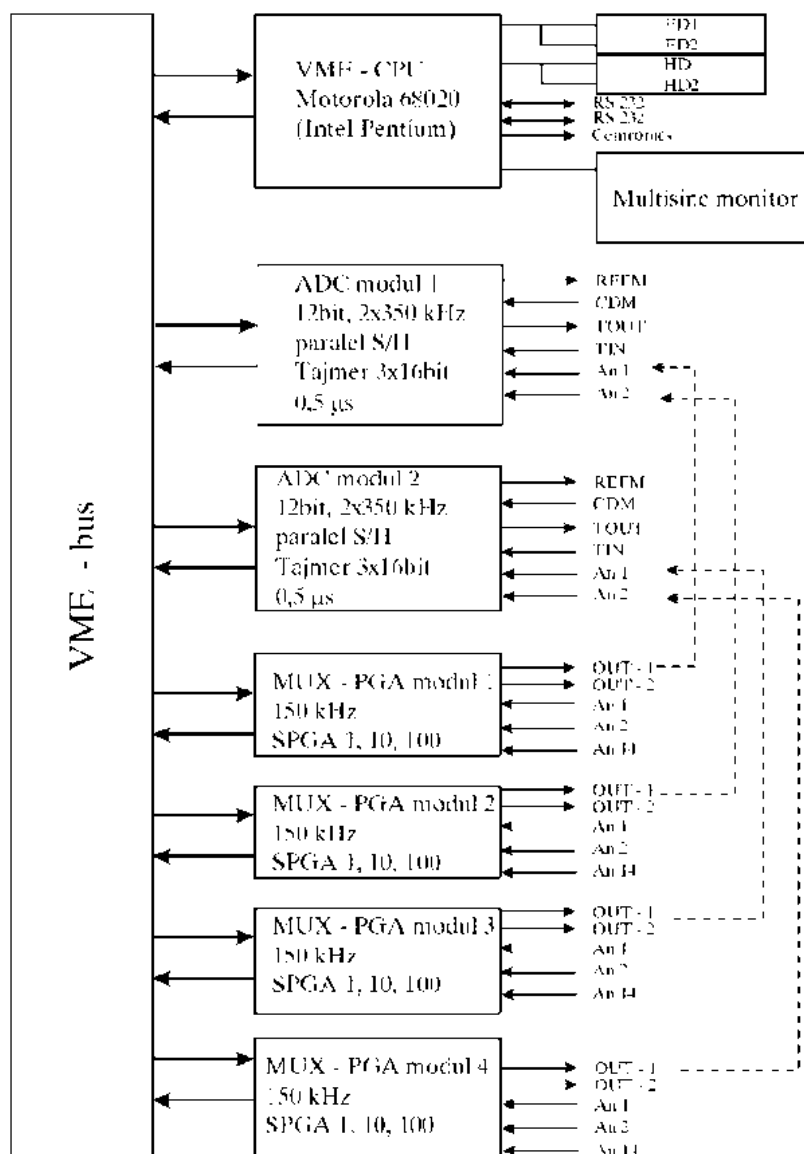


Figure 1: Structural scheme of the applied ultra-rapid measuring system ADS 2000-CADEX.

Figure 2 (a to f) shows the measured pressures for the individual, i. e. ten successive cycles of the examined axial piston pump. The results refer to the experiment labelled by the number 7 and the example R09 at the operating mode $p = 200$ bar and $n = 875.6 \text{ min}^{-1}$.

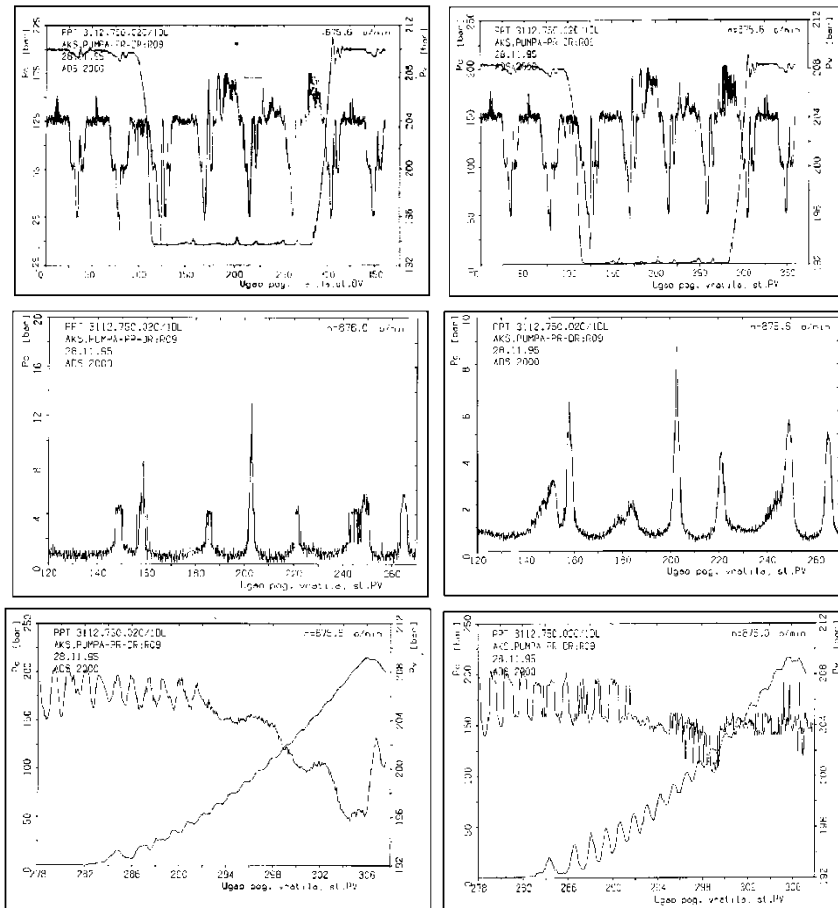


Figure 2: (a to f) Diagrams of the pressures measured in the operating mode
 $n = 875.6 \text{ min}^{-1}$ and $p_n = 200 \text{ bar}$.

Figure 2 (a and b) presents the pressure flow in the cylinder (p_c), measured for one, i. e. mid of the 10 successive cycles in the function of the angle φ of the drive shaft. From the diagram we can observe the pressure gradients in the phase of the compression and expansion, as well as the appearance of the "peaks" during the suction. The same Figures show the pressure flow in the discharge chamber (p_d) for one, i. e. mid of the 10 successive cycles in the function of the angle of the drive shaft.

Pressure pulsations in discharge chamber depend on the number of cylinders, which is obvious in this case, because it is about a pump with eight cylinders.

The appearance of the "peaks" in the suction phase for one, i. e. the mid of 10 successive cycles at the angle interval of the drive shaft of 120-270° is presented in Figure 2 (c and d).

Figure 2 (e and f) shows that pressure flow in the cylinder (p_c), measured for one, i. e. mid from 10 successive cycles in the angle interval of the drive shaft of 278 – 307°, with the aim to analyse the gradient of the pressure increase in the compression phase with more details. The same diagrams in the same interval also show the pulsations of the pressure in the discharge chamber.

3 Statistical and Fast Fourier Transform (FFT) analyses of the axial piston pump operating process parameters.

Quantities of the vibration amplitudes of the pump's housing measured for the mid of the ten successive cycles are presented in Figure 3. The applied decibel scale enables easier comparison of the absolute level of the amplitudes of the measured quantities per a recommended reference level.

Vibrations level is defined by the relation of the amplitudes in the following manner:

$$N, \text{ in decibels} = 20 \log_{10} \frac{A}{A_{ref}} \quad (1)$$

where:

N – is the number of decibels,

A – measured level of amplitudes,

$A_{ref} = 10^{K_{ref}}$ – recommended reference level.

Reference level is marked by the exponent K_{ref} on the appropriate diagrams.

From the presented diagrams of the harmonic analysis of pressures in the discharge chamber, a dominant order for maximum pressure amplitudes was observed, which contains a module that equals the number of cylinders (2).

$$\sigma = z \cdot n \quad (2)$$

Where:

z is the number of cylinders,

$n = 1, 2, 3, \dots$ is the number of cycles.

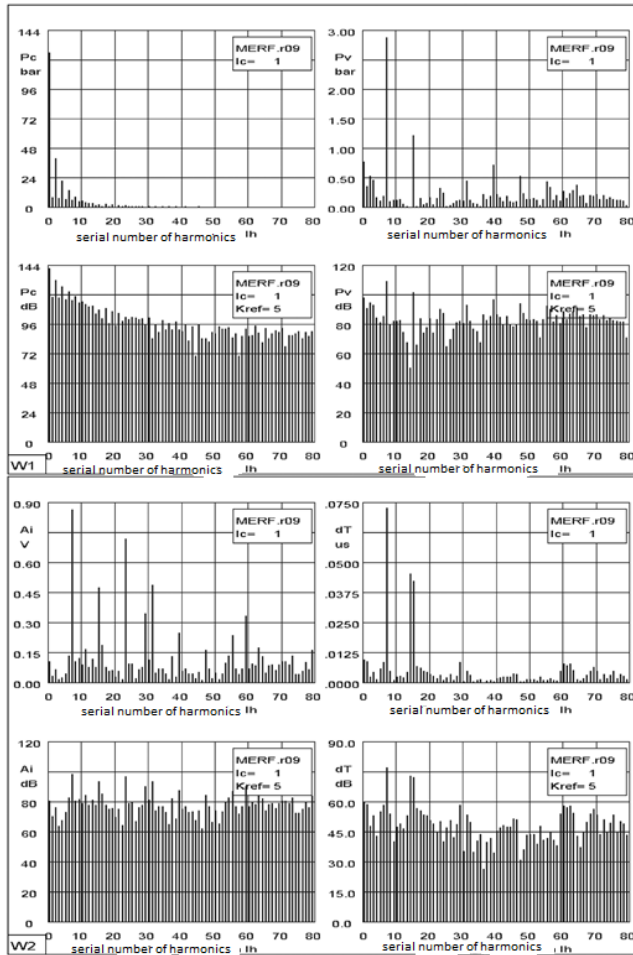


Figure 3: Results of the harmonic analysis of the measured pressures, vibrations and time intervals for one cycle in case of $n = 875.6 \text{ min}^{-1}$ and $p = 200 \text{ bar}$ with graphical presentation of 80 harmonics.

Figure 3 also shows us the appearance of the peaks of amplitudes in case of the harmonics. General conclusions about the results of measurement and analysis are principally valid for all the examined operating modes of the axial piston pump.

4 Conclusion

Within the performed experimental studies, the measurement of pressure was performed in the cylinder, discharge space and discharge pipeline, as well as the vibration amplitude of the pump's housing, depending on the angle of the drive shaft. All the pressures and vibrations are measured parallel at each cca $0,09^\circ$ of the drive shaft of the pump (exactly 4096 times per one revolution of the shaft). As an incremental angle encoder, the optical encoder with 1024 impulses per a revolution was used. The impulses of the angle encoder were doubled with the help of an interface for angle encoders in an ultra-rapid measuring system ADS 2000-CADEX, so that we obtain 4096 impulses per a revolution of the shaft.

In order to observe the repeatability of the successive cycles in the unaltered operating mode, 10 successive cycles were measured. At the same time, the time interval from angle to angle was measured in order to determine the equality of angular velocity of the drive shaft and the control of the operation of incremental angle encoder. All the analogue signals (of the pressure, vibrations) are parallel converted into cyphers with the help of four ultra-rapid converters that work simultaneously (parallel).

Acknowledgments

The authors gratefully acknowledge partial support by Ministry of Education, Science and Technological Development of the Republic of Serbia, TR32036.

References

- [1] Petrovic, R. (1999). Matematičko modeliranje i identifikacija parametara višecilindričnih klipno-aksijalnih pumpi. *Mašinski fakultet Univerziteta u Beogradu*, Beograd.
- [2] Ivantysyn, J., Ivantysynova, M. (2001). Hydrostatic Pumps and Motors. Principles, Design, Performance, Modelling, Analysis, Control and Testing. *Akademia Books International*. New Delhi.
- [3] Jankov R. (1984). Matematičko modeliranje strujno - termodinamičkih procesa i pogonskih karakteristika dizel - motora, kvazistacionarni modeli. *Naučna knjiga*, Beograd.
- [4] Jankov R., Tomić M., Štavljanin M. (1986). Istraživanje kibernetičkih metoda projektovanja i razvoja sistema ubrizgavanja dizel motora. *Mašinski fakultet Beograd*. Beograd.
- [5] Petrović R. (2009). Mathematical Modeling and Experimental Verification of Operating Parameters of Vane Pump With Double Effect. *STROJNIŠKI VESTNIK – Journal of Mechanical Engineering*, Vol.55, No1, p.26-32

- [6] Petrović R. (2009). Mathematical Modeling and Experimental Research of Characteristic Parameters of Hydrodynamic Processes in an axial piston Pump. *STROJNIŠKI VEŠTNIK* – *Journal of Mechanical Engineering*, Vol.55, No4, p.224-229
- [7] Savković, M., Gašić, M., Arsić, M., Petrović, R. (2010). Analysis of the axle Fracture of the bucket wheel excavator. *Engineering Failure Analysis*. doi:10.1016/j.engfailanal.2010.09.031,
- [8] Petrović R., Todić N. (2008). Modeling and experimental research of characteristic parameters hydrodynamic processes of axial piston pumps with constant pressure and variable flow. *The 20 th International Conference on Hydraulics and Pneumatics*. Prague
- [9] Petrović R., Pezdirnik J., Todić N. (2009). Results of measuring the parameters of operating process in an axial piston pump and its statistic and FFT analysis. *Medunarodna konferencija FLUIDNA TEHNIKA 2009*. Maribor
- [10] Plummer, A.R. (2007). Control techniques for structural testing: a review Proc. Instn. Mech. Engrs, Part I. *Journal of Systems and Control Engineering*. Vol.221, No2, p.139-169.
- [11] Petrović R., Ivanović P., Todić N. (2008). Experimental research of characteristic parameters of hydrodynamic processes in a piston axial pump, *Tractors and power machines*. Vol. 13, No. 1, p. 35 – 42
- [12] Petrović R., Đuričić Lj., Pezdirnik J., Banaszek A. (2011). Identification of Characteristic Parameters of Advanced Seawater Hydraulic Axial Piston Pump. *The 52nd National Conference on Fluid Power (NCFP) were presented during the International Exposition for Power Transmission (IFPE 2011)*. Las Vegas
- [13] Petrović R., Mihailović G., Đuričić Lj. (2011). Experimental Research and Analysis of Working and Constructive Parameters of Hydro Pumps with Const. Pressure and Var. Flow. *3rd International Workshop on Aircraft System Technologies AST 2011*.Hamburg
- [14] Petrović R., Pezdirnik J., Banaszek A. (2011). Mathematical Modeling and Experimental Research of novel seawater hydraulic axial piston pump. *The Twelfth Scandinavian International Conference on Fluid Power*.Tampere
- [15] Todic, N., Vulovic, S., Petrovic, R., Vujovic, I., Savic, S. (2018) Sustainable development of agriculture techniques using water hydraulic components. *The journal Tractors and power machines*. Vol.23, No.(1/2), p.71-77



University of Maribor

Faculty of Mechanical Engineering

